

LVA SERIES

Indoor Lighting

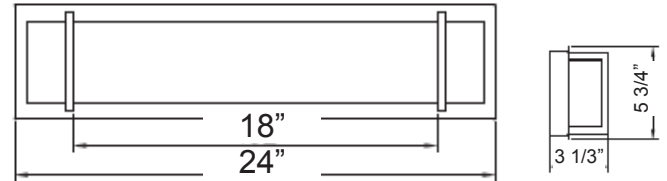
WESTGATE
THE FUTURE IS HERE...AND IT'S QUITE BRIGHT!

LVA-24-MCT5-BN
24" MULTI-CCT VANITY LIGHTS

Customer Name: _____

Project Name: _____

Note: _____ Type: _____



Selection:



This is LED Vanity Model Ideal for office, Retail Store, Showroom, Residential applications and Damp environment lighting applications.

24"(W) x 5 3/4"(H)

Features

- Corrosion and Heat Resistance Powder Coated
- Finish: Brushed Nickel
- Durable Die-cast Aluminum
- Lens Type: Polycarbonate Lens
- MCT: Multi Color Temperature (Selectable Switch Inside Fixture)

Technical Specifications

Electrical:

- Voltage: 120V AC 50/60Hz
- Wattage: 16W
- Power Factor: >0.95
- Total Harmonic Distortion: ≤ 20 %
- Efficacy: 70 LPW

Mechanical:

- Corrosion and Heat Resistance Powder Coated
- Finish: Brushed Nickel
- Durable Die-cast Aluminum
- Lens Type: Polycarbonate Lens
- Suitable for Damp Location
- Operating Temperature: -22°F to 104°F

Lighting:

- Dimming: TRIAC Dimming (Dimmable Down to 5% Compatible with Traic and ELV Dimmers)
- Total Lumens: 1120LM
- Color Temperatures: 2700K/ 3000K/3500K/4000K/5000K
- Multi-CCT(Selectable Switch Inside Fixture)
- Color Rendering Index: CRI ≥ 90
- 50,000 Hours Rated Life
- 5-Year Warranty
- Beam Angle: 104.8°(H) x 100.5°(V)

Applications:

- Ideal for Office, Retail Store, Showroom, Residential Applications and Damp Environment Lighting Applications

• 24W | 2100LM | LVA-36-MCT5-BN

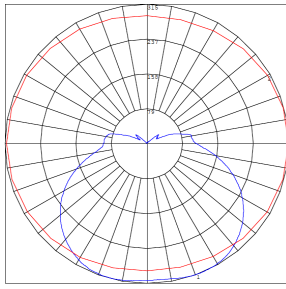
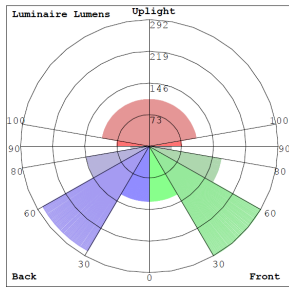


Phone: (877) 805-2252 | Fax: (877) 805-2252
www.westgatemfg.com

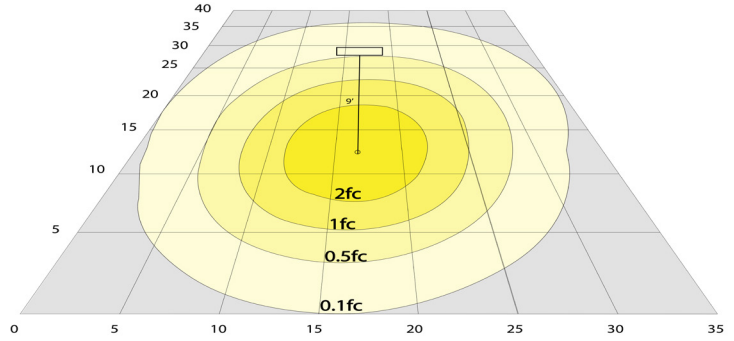


WG-ZB-26-2Z

Photometrics: LVA-24-MCT5-BN



BUD Rating: B1-U3-G1




Area 40'x 35' Mounting Height: 9'

Other Views:



Side View



Front View



Back View

Performance Table: LVA-24-MCT5-BN

MODEL NO.	Wattage	Voltage	Lumens	Color Temp.	BUG Rating	LPW
LVA-24-MCT5-BN	16W	120V	2100LM	2700K 3000K 3500K 4000K 5000K	B1-U3-G1	88

Sample Ordering

Model Size Color Temp. Housing

LVA - 24 - MCT5 - BN

Factory-Installed Options:

Blank = No Option For Accessories

OPT-EM-FM1INT= INTERNAL EMERGENCY BACKUP BATTERY

FACTORY-INSTALLED OPTIONS:



OPT-EM-FM1INT

Example:

1. LVA-24-MCT5-BN
OPT-EM-FM1INT

(For LVA 16W MCT5 fixture 120-277V)
(INTERNAL EMERGENCY BACKUP BATTERY)

2. LVA-24-MCT5-BN

(For LVA 16W MCT5 fixture 120-277V)

Other Model: LVA-36-MCT5-BN



Side View



Front View



Back View