

LSS SERIES Commercial Lighting

LSS-4FT-46W-MCTP



Customer Name: _____

Project Name: _____

Note: _____ Type: _____

MULTI-CCTP
MCTP

Selection:



LED Strip Light is a cost-effective, energy-efficient lighting fixture for surface mount applications such as corridors, stairwells, public rooms, schools, hospitals utility areas, etc.

Ideal choice for residential, commercial, and industrial lighting. Steady performance and long lifetime. Ideal for applications requiring fixtures with motion sensor or battery backup, see factory-installed options below

44 1/2"(L) x 2 3/5"(W) x 2 3/4"(H)

Features

- High Lumen Efficiency
- Ceiling Mount or Suspended Mount
- Linkable (Optional Alignment Bracket Available)
- Multi Color Temperature & Multi Power (Selectable Switch Inside Fixture)

Technical Specifications

Electrical:

- Voltage: 120-277VAC 60Hz
- Wattage: 29W/ 34W/ 39W/ 46W
- Power Factor: >0.99
- Efficacy: 130 LPW

Mechanical:

- White Finish
- High Lumen Efficiency Lumen
- Lens: Polycarbonate Frosted Lens, Shatter Resistant
- Ceiling Mount or Suspended Mount
- Operating Temperature: -4°F to 122°F
- Housing: Cold-rolled Steel
- IP20, Indoor Use Only
- 5-Year Warranty

Lighting:

- Dimmable: 0~10V Dimming
- Total Lumens: 5980LM
- Color Temperatures: 3000K/ 3500K/ 4000K/ 5000K
- Multi CCT & Multi Power (Selectable switch inside fixture)
- Color Rendering Index: CRI ≥ 80
- Reduces Energy Consumption Up to 80% Compared to a Fluorescent Fixture
- Rated life: 50,000 Hrs

Applications:

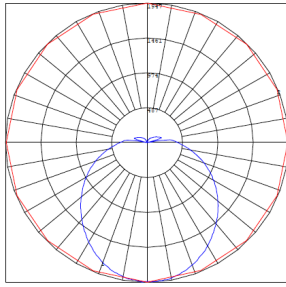
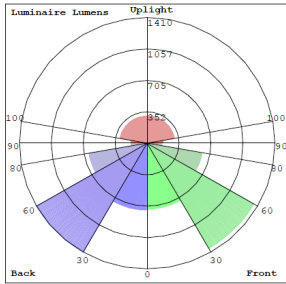
- LED Strip Light is a cost-effective, energy-efficient lighting fixture for surface mount applications such as corridors, stairwells, public rooms, schools, hospitals utility areas, etc.
- Ideal for applications requiring fixtures with motion sensor or battery backup, see factory-installed options below
- Ideal for residential, commercial, and industrial lighting. Steady performance and long lifetime

Other Models:

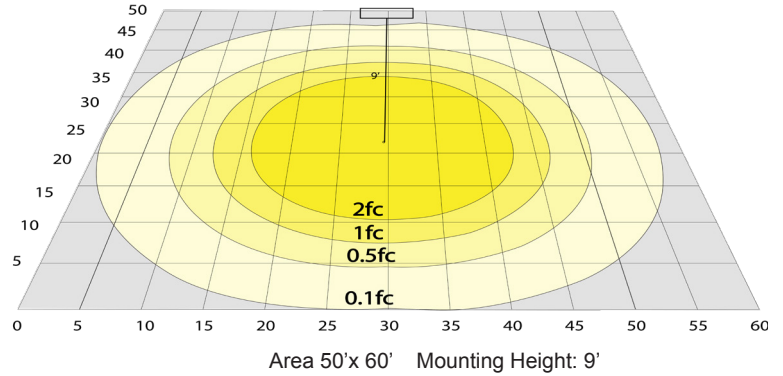
- 34W | 4420LM | LSS-4FT-34W-MCTP
- 46W | 5980LM | LSS-4FT-46W-MCTP-BK



Photometrics: LSS-4FT-46W-MCTP




BUD Rating: B2-U3-G2



Area 50'x 60' Mounting Height: 9'

Other Views:



Side View



End View



Back View

Performance Table: LSS-4FT-46W-MCTP

MODEL NO.	Wattage	Voltage	Lumens	Color Temp.	BUG Rating	LPW
LSS-4FT-46W-MCTP	29W 34W 39W 46W	120~277V	5980LM	3000K 3500K 4000K 5000K	B2-U3-G2	130

Sample Ordering

Model Size Wattage Color Temp.

LSS - 4FT - 25W - MCTP

Accessories:

Blank = No Option For Accessories
 LSS-CB2 = ALIGNMENT BRACKET
 SCL-TBC-WN = T-BAR CLIP WITH SUSPENSION HOLE ON TOP. WING NUT AND WASHER INCL.
 SCL-CSY = ADJUSTABLE 1/16" 6FT. SUSPENSION KIT WITH Y-CONNECTOR KEY HOLE SET + 2 T-BAR CLIPS + 1 CABLE BUSHING + 3 PLASTIC TIE STRAPS - 70 LBS. MAX LOAD
 SCL-GSY10 = HEAVY-DUTY ADJUSTABLE 1/16" 10FT. SUSPENSION KIT WITH Y-CONNECTOR & LOOP GRIPPER & HOOKS - 70 LBS. MAX LOAD (2 PER SET)
 SCL-GSY20 = HEAVY-DUTY ADJUSTABLE 1/16" 20FT. SUSPENSION KIT WITH Y-CONNECTOR & LOOP GRIPPER & HOOKS - 70 LBS. MAX LOAD (2 PER SET)
 SCL-GSY110 = ADJ. 20FT 1/16in SINGLE SUSPENSION CABLE WITH Y HOOK ENDS. LOOP GRIPPER ON TOP 70 LBS. MAX LOAD (ORDER 3 FOR 8FT.)
 SCL-GSY120 = ADJ. 20FT 1/16in SINGLE SUSPENSION CABLE WITH Y HOOK ENDS. LOOP GRIPPER ON TOP 70 LBS. MAX LOAD (ORDER 3 FOR 8FT.)

Factory-Installed Options:

Blank = No Option For Accessories
 OPT-EM-CM1INT= INTERNAL EMERGENCY BACKUP BATTERY
 OPT-SEN-2MDR-36= PROGRAMMABLE MICROWAVE BI-LEVEL
 OPT-HBC-125TL-WH = NEMA TWIST-LOCK PLUG 8FT, 15A, 125V
 OPT-HBC-277TL-WH = NEMA TWIST-LOCK PLUG 8FT, 15A, 277V
 OPT-HBC-125SB-WH = STRAIGHT BLADE PLUG 10FT, 15A,125V, 3-CONDUCTOR 18AWG
 WEC-3RC = OPTIONAL REMOTE

Example:

- LSS-4FT-46W-MCT (FOR LSS 46W MCT FIXTURE 120-277V)
- LSS-4FT-46W-MCT LSS-CB2 (FOR LSS 46W MCT FIXTURE 120-277V) (ALIGNMENT BRACKET)
- LSS-4FT-46W-MCT LSS-CB2 OPT-EM-CM1INT (FOR LSS 46W MCT FIXTURE 120-277V) (ALIGNMENT BRACKET) (INTERNAL EMERGENCY BACKUP BATTERY)

ACCESSORIES:



FACTORY-INSTALLED OPTIONS:

