

LLVT SERIES Industrial Lighting

LLVT-8FT-65W-40K-D
LLVT-8FT-65W-50K-D



Selection:

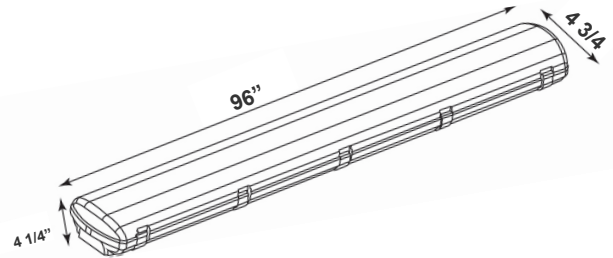


Customer Name: _____

Project Name: _____

Note: _____

Type: _____



96"(L) x 4 3/4"(W) x 4 1/4"(H)

Suitable for restaurants, bakeries, food facilities, gyms, pool areas workshops, garages, canopies, parking garages, cold storage facilities, food processing facilities, farmyards, and other harsh, humid, dusty, and wet environment lighting applications, and any application where NSF certified fixtures or high-end architectural designer grade fixtures are required.

NSF/ANSI 2:2015 Food Equipment: Splash Zone: Equipment surfaces that are subject to splash and food spillage during operation of the equipment other than those in a direct contact food-zone.

Features

- Grey Finish
- 5-Year Warranty
- LED Linear Vapor Light
- 50,000 Hours Rated Life
- Lens: Opal PC frosted see through

Technical Specifications

Electrical:

- Voltage: 120-277VAC 50/60Hz
- Wattage: 65W
- Power Factor: >0.98
- Efficacy: 130 LPW

Mechanical:

- Grey Finish
- Housing: Polycarbonate
- Vandal-Proof Polycarbonate Lens
- Stainless steel clamp
- Polycarbonate Construction is Highly Impact Resistant
- UV-stabilized Polycarbonate Diffuser Eliminates Glare
- Diffuser Crystals Enhance Even Light Distribution
- Stainless Steel Clips Evenly Seal the Luminaire
- Operating Temp: -22°F to 104°F
- Suitable for Wet Locations
- IP Rating: IP66

Lighting:

- Dimmable: 0~10V Dimming
- LED SMD type: Edison 2835
- Total Lumens: 8450LM
- Color Temperatures: 4000K/ 5000K
- Color Rendering Index: CRI ≥ 80

Applications:

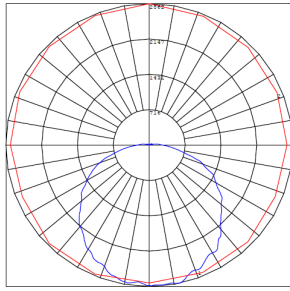
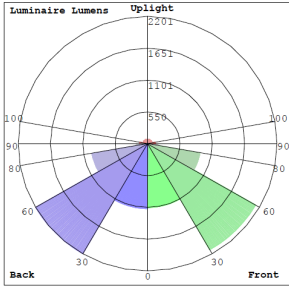
- Ideal for offices, retail stores, showrooms, and residential applications. Uniquely suited for areas where accessing the fixture is challenging
- Suitable for restaurants, bakeries, food facilities, gyms, pool areas, and any application where NSF certified fixtures or high-end architectural designer grade fixtures are required.
- NSF/ANSI 2:2015 Food Equipment: Splash Zone: Equipment surfaces that are subject to splash and food spillage during operation of the equipment other than those in a direct contact food-zone

Other Models:

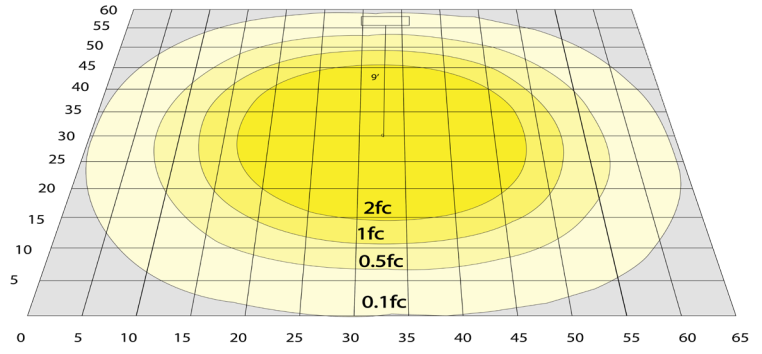
- | | | |
|-------------------------------------|----------------------------------------|----------------------------------------|
| • 25W 3125LM LLVT-2FT-25W-40K-D | • 75W 9375LM LLVT-4FT-75W-40K-D | • 150W 20250LM LLVT-4FT-150W-40K-D |
| • 25W 3125LM LLVT-2FT-25W-50K-D | • 75W 9375LM LLVT-4FT-75W-50K-D | • 150W 20250LM LLVT-4FT-150W-50K-D |
| • 40W 5000LM LLVT-4FT-40W-40K-D | • 100W 13500LM LLVT-4FT-100W-40K-D | • 100W 13000LM LLVT-8FT-100W-40K-D |
| • 40W 5000LM LLVT-4FT-40W-50K-D | • 100W 13500LM LLVT-4FT-100W-50K-D | • 100W 13000LM LLVT-8FT-100W-50K-D |



Photometrics: LLVT-8FT-65W



BUG Rating: B3-U3-G2



Area 60'x 65' Mounting Height: 9'

Other Views:



Side View



Front View



Back View

Performance Table: LLVT-8FT-65W

MODEL NO.	Wattage	Voltage	Lumens	Color Temp.	BUG Rating	LPW
LLVT-8FT-65W-40K-D	65W	120~277V	8450LM	4000K	B3-U3-G2	130
LLVT-8FT-65W-50K-D	65W	120~277V	8450LM	5000K	B3-U3-G2	130

Sample Ordering

Model **Size** **Wattage** **Color Temp.** **Feature**

LLVT - 8FT - 65W - - D
 4000K
 5000K

Factory-Installed Options:

Blank = No Option For Accessories

OPT-EM-CM2INT= INTERNAL EMERGENCY BACKUP BATTERY

OPT-HBC-125TL-WH = NEMA TWIST-LOCK PLUG 8FT, 15A, 125V, WHITE

OPT-HBC-277TL-WH = NEMA TWIST-LOCK PLUG 8FT, 15A, 277V, WHITE

OPT-HBC-125SB-WH = STRAIGHT BLADE PLUG 10FT, 15A,125V, 3-CONDUCTOR 18AWG,WHITE

OPT-SEN-2MDR-36=PROGRAMMABLE MICROWAVE BI-LEVEL SENSOR

WEC-3RC=OPTIONAL REMOTE CONTROL

Example:

1. LLVT-8FT-65W-40K-D (FOR LLVT 4FT 65W 40K FIXTURE 120-277V)
2. LLVT-8FT-65W-40K-D (FOR LLVT 4FT 65W 40K FIXTURE 120-277V)
 OPT-EM-CM2INT (INTERNAL EMERGENCY BACKUP BATTERY)

SENSOR AND EMERGENCY BATTERY BACK UP OPTIONS:



OPT-HBC-125SB-WH



OPT-HBC-125TL-WH



OPT-EM-CM2INT



OPT-HBC-277TL-WH



OPT-SEN-2MDR-36



WEC-3RC

