

# LLVT SERIES Industrial Lighting

LLVT-8FT-100W-40K-D  
LLVT-8FT-100W-50K-D



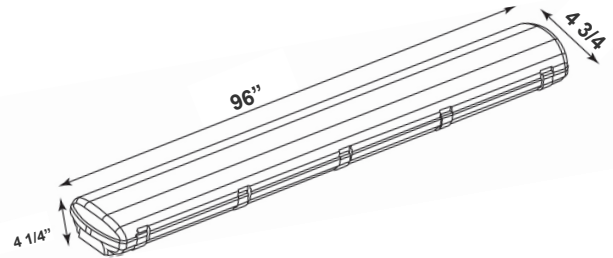
Selection:



Suitable for restaurants, bakeries, food facilities, gyms, pool areas workshops, garages, canopies, parking garages, cold storage facilities, food processing facilities, farmyards, and other harsh, humid, dusty, and wet environment lighting applications, and any application where NSF certified fixtures or high-end architectural designer grade fixtures are required.

NSF/ANSI 2:2015 Food Equipment: Splash Zone: Equipment surfaces that are subject to splash and food spillage during operation of the equipment other than those in a direct contact food-zone.

Customer Name: \_\_\_\_\_  
Project Name: \_\_\_\_\_  
Note: \_\_\_\_\_ | Type: \_\_\_\_\_



96"(L) x 4 3/4"(W) x 4 1/4"(H)

## Features

- Grey Finish
- 5-Year Warranty
- LED Linear Vapor Light
- 50,000 Hours Rated Life
- Lens: Opal PC frosted see through

## Technical Specifications

### Electrical:

- Voltage: 120-277VAC 50/60Hz
- Wattage: 100W
- Power Factor: >0.98
- Efficacy: 130 LPW

### Mechanical:

- Grey Finish
- Housing: Polycarbonate
- Vandal-Proof Polycarbonate Lens
- Stainless steel clamp
- Polycarbonate Construction is Highly Impact Resistant
- UV-stabilized Polycarbonate Diffuser Eliminates Glare
- Diffuser Crystals Enhance Even Light Distribution
- Stainless Steel Clips Evenly Seal the Luminaire
- Operating Temp: -22°F to 104°F
- Suitable for Wet Locations
- IP Rating: IP66

### Lighting:

- Dimmable: 0~10V Dimming
- LED SMD type: Edison 2835
- Total Lumens: 8450LM
- Color Temperatures: 4000K/ 5000K
- Color Rendering Index: CRI ≥ 80

### Applications:

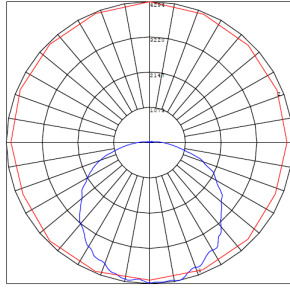
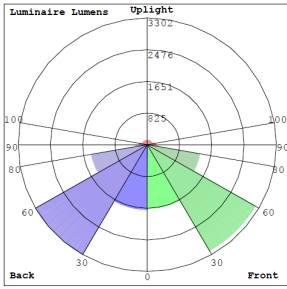
- Ideal for offices, retail stores, showrooms, and residential applications. Uniquely suited for areas where accessing the fixture is challenging
- Suitable for restaurants, bakeries, food facilities, gyms, pool areas, and any application where NSF certified fixtures or high-end architectural designer grade fixtures are required.
- NSF/ANSI 2:2015 Food Equipment: Splash Zone: Equipment surfaces that are subject to splash and food spillage during operation of the equipment other than those in a direct contact food-zone

### Other Models:

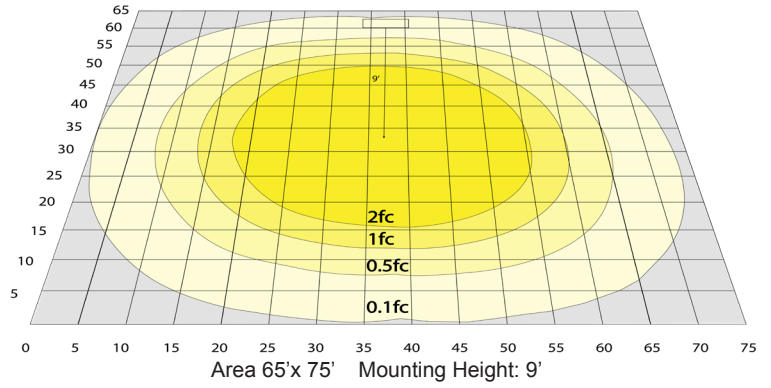
- |                                     |  |  |
|-------------------------------------|--|--|
| • 25W   3125LM   LLVT-2FT-25W-40K-D | • 75W   9375LM   LLVT-4FT-75W-40K-D    | • 150W   20250LM   LLVT-4FT-150W-40K-D |
| • 25W   3125LM   LLVT-2FT-25W-50K-D | • 75W   9375LM   LLVT-4FT-75W-50K-D    | • 150W   20250LM   LLVT-4FT-150W-50K-D |
| • 40W   5000LM   LLVT-4FT-40W-40K-D | • 100W   13500LM   LLVT-4FT-100W-40K-D | • 65W   9375LM   LLVT-8FT-65W-40K-D    |
| • 40W   5000LM   LLVT-4FT-40W-50K-D | • 100W   13500LM   LLVT-4FT-100W-50K-D | • 65W   9375LM   LLVT-8FT-65W-50K-D    |



## Photometrics: LLVT-8FT-100W



BUG Rating: B3-U3-G3



## Other Views:



Side View



Front View



Back View

## Performance Table: LLVT-8FT-100W

MODEL NO.	Wattage	Voltage	Lumens	Color Temp.	BUG Rating	LPW
LLVT-8FT-100W-40K-D	100W	120~277V	13000LM	4000K	B3-U3-G3	130
LLVT-8FT-100W-50K-D	100W	120~277V	13000LM	5000K	B3-U3-G3	130

## Sample Ordering

Model	Size	Wattage	Color Temp.	Feature
LLVT	8FT	100W	4000K 5000K	D

## Factory-Installed Options:

Blank = No Option For Accessories  
 OPT-EM-CM2INT= INTERNAL EMERGENCY BACKUP BATTERY  
 OPT-HBC-125TL-WH = NEMA TWIST-LOCK PLUG 8FT, 15A, 125V, WHITE  
 OPT-HBC-277TL-WH = NEMA TWIST-LOCK PLUG 8FT, 15A, 277V, WHITE  
 OPT-HBC-125SB-WH = STRAIGHT BLADE PLUG 10FT, 15A,125V, 3-CONDUCTOR 18AWG,WHITE  
 OPT-SEN-2MDR-36=PROGRAMMABLE MICROWAVE BI-LEVEL SENSOR  
 WEC-3RC=OPTIONAL REMOTE CONTROL

## Example:

- LLVT-8FT-100W-40K-D (FOR LLVT 4FT 100W 40K FIXTURE 120-277V)
- LLVT-8FT-100W-40K-D (FOR LLVT 4FT 100W 40K FIXTURE 120-277V)  
 OPT-EM-CM2INT (INTERNAL EMERGENCY BACKUP BATTERY)

## SENSOR AND EMERGENCY BATTERY BACK UP OPTIONS:



OPT-HBC-125SB-WH



OPT-HBC-125TL-WH



OPT-EM-CM2INT



OPT-HBC-277TL-WH



OPT-SEN-2MDR-36



WEC-3RC

