

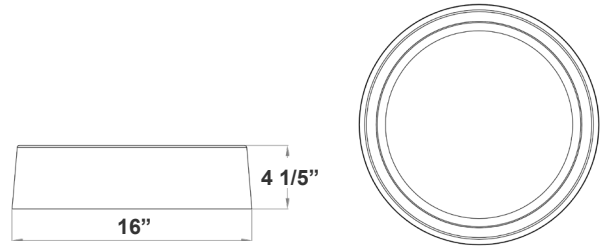
FCD SERIES Residential Lighting

FCD-16-MCT-BG
MODERN 16in FLUSH MOUNT DRUM BLACK/GOLD

WESTGATE
THE FUTURE IS HERE...AND IT'S QUITE BRIGHT!



Customer Name: _____
Project Name: _____
Note: _____ | Type: _____



16" (W) x 4 1/5" (H)

The LED Flush Mount Surface Fixture is a low profile downlight intended for ceiling or wall mount applications. Driver on Board (DOB) technology, with no driver or transformer needed. These flush mount ceiling lights mount directly to a 4" deep dish junction box ideal for Residential and commercial applications.

Features

- Construction: Steel Housing (Black/Gold)
- Optics: White Translucent Acrylic Lens
- 5-Year Warranty
- 50,000 Hours Rated Life
- MCT: Multi Color Temperature (Selectable with Switch Inside Fixture)

Technical Specifications

Electrical:

- Voltage: 120 VAC 60Hz
- Wattage: 30W
- Power Factor: >0.9
- Efficacy: 94 LPW

Mechanical:

- Optics: White Translucent Acrylic Lens
- Construction: Steel Housing (Black/Gold)
- Gasket: Closed Cell Neoprene Foam Gasket
- Operating Temp: -4°F to +104°F
- IP Rating: IP20 Suitable for Damp Locations
- 5-Year Warranty

Lighting:

- MCT: Multi Color Temperature (Selectable with Switch Inside Fixture)
- Dimmable Down to 10% Using a Standard TRIAC LED Dimmer
- Total Lumens: 2800LM
- Color Temperatures: 3000K/4000K/5000K
- Color Rendering Index: CRI ≥ 80
- 50,000 Hours Rated Life

Applications:

- The LED Flush Mount Surface Fixture is a low profile down light intended for ceiling or wall mount applications. Driver on Board (DOB) technology, with no driver or transformer needed. These flush mount ceiling lights mount directly to a 4" deep dish junction box ideal for Residential and commercial applications

Other Models:

- 16W | 1200LM | FSL-11-MCT5
- 20W | 1500LM | FSL-13-MCT5

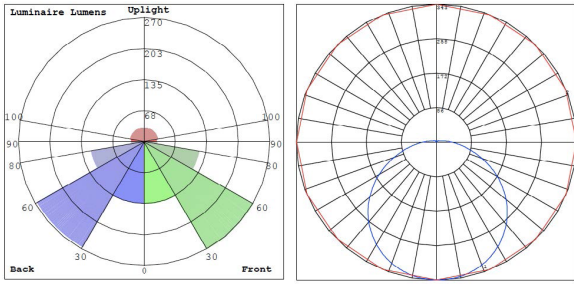


Phone: (877) 805-2252 | Fax: (877) 805-2252
www.westgatemfg.com |

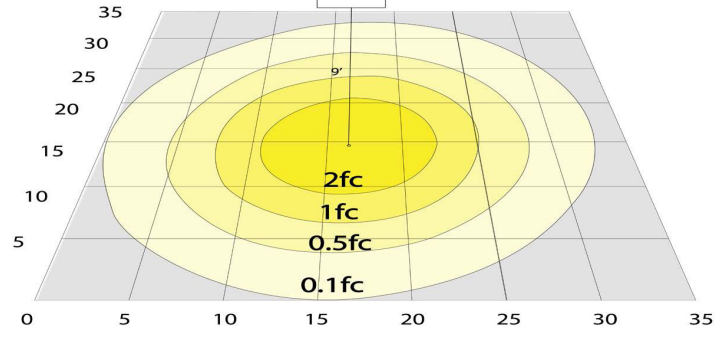


WG-06272022

Photometrics: FCD-16-MCT-BG



BUD Rating: B1-U2-G1



Area 35'x 35' Mounting Height: 9'

Other Views:



Side View



Front View



Back View

Performance Table: FCD-16-MCT-BG

MODEL NO.	Wattage	Voltage	Lumens	Color Temp.	BUG Rating	LPW
FCD-16-MCT-BG	30W	120V	2800LM	3000K 4000K 5000K	B1-U2-G1	94

Sample Ordering

Model Size Color Temp. Housing

FCD - 16 - MCT - BG

Factory-Installed Options:

Blank = No Option For Accessories

OPT-SEN-2US= ULTRASONIC BI-LEVEL DIMMING (REMOTE NOT NEEDED)

WEC-3RC= OPTIONAL REMOTE CONTROL

SENSOR AND EMERGENCY BATTERY BACKUP OPTIONS:



WEC-3RC



OPT-SEN-2US

Example:

1. FCD-16-MCT-BG

(FOR FCD 30W MCT FIXTURE 120V)

2. FCD-16-MCT-BG
OPT-SEN-2US

(FOR FCD 30W MCT FIXTURE 120V)
(ULTRASONIC BI-LEVEL DIMMING)

