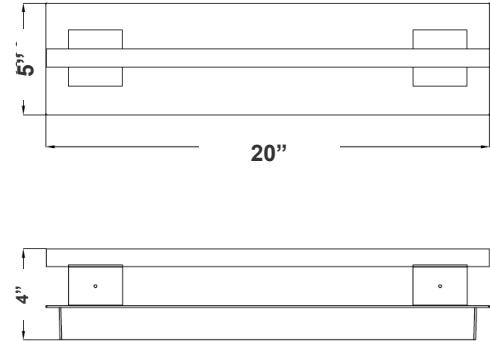


# CRE SERIES OUTDOOR LIGHTING

CRE-MP-03-30K-SIL  
CRE-MP-03-40K-SIL  
CRE-MP-03-50K-SIL  
CREST BY WESTGATE LED WALL SCONCES

**WESTGATE**  
THE FUTURE IS HERE...AND IT'S QUITE BRIGHT!

Customer Name: \_\_\_\_\_  
Project Name: \_\_\_\_\_  
Note: \_\_\_\_\_ Type: \_\_\_\_\_



20"(H) X 5"(W) X 4"(D)

This fixture is ideal for general site lighting, residential houses, and doorways.

## Features

- Die-cast Aluminum weatherproof housing, steel backplate, Aluminum Trim (Dark Bronze or Silver)
- 7-Year Warranty
- Lifespan: 70,000 hr.

## Technical Specifications

### Electrical:

- Voltage: 120~277V AC
- Wattage: 5W/10W/15W/20W
- Power Factor: 0.95
- Efficacy: 90LM/W

### Mechanical:

- Patent-Pending designs with different light engines (base) and interchangeable designer trims expand the series to multiple color temperatures and models
- Series can be stocked as separate engines and trims to offer a versatile collection at the store level
- Die-cast Aluminum weatherproof housing, steel backplate, Aluminum Trim (Dark Bronze or Silver)
- Operating temperature: -40°F to 104°F
- IP Rating: IP65, Suitable for wet locations
- 7-Year Warranty

### Lighting:

- Multi-Power (the switch is inside fixture)
- Dimming: 0-10V Dimming
- Total lumens: 1800LM Max.
- Color temperature: 3000K/4000K/5000K
- Color rendering index: >90
- Beam Angle: 30°
- Lifespan: 70,000 hr.

### Applications:

- This fixture is ideal for general site lighting, residential houses, and doorways.

### Other Models:

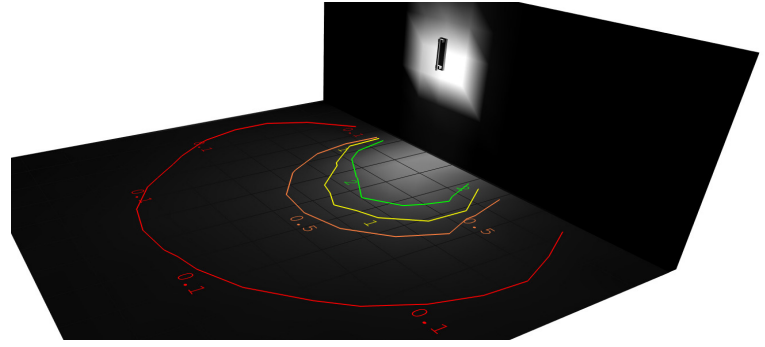
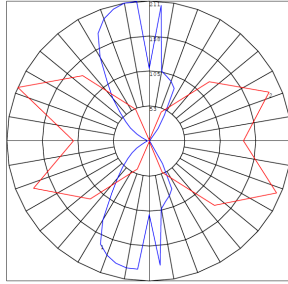
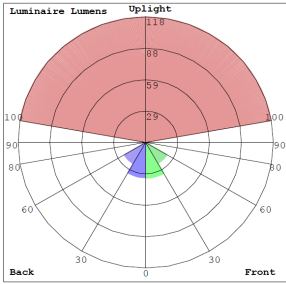
- 20W | 1800LM | CRE-MP-03-30K-BR
- 20W | 1800LM | CRE-MP-03-40K-BR
- 20W | 1800LM | CRE-MP-03-50K-BR



Phone: (877) 805-2252 | Fax: (877) 805-2252  
www.westgatemfg.com



## Photometrics: CRE-MP-03-SIL



BUG Rating: B0-U3-G0

20W 5000K, Area 20'x 24' Mounting Height: 5'

## Other Views:



Side View



Front View



Base View

## Performance Table: CRE-MP-03-SIL

MODEL NO.	Wattage	Voltage	Lumens	Color Temp.	BUG Rating	LPW
CRE-MP-03-30K-SIL	5W	120-277V	450	3000K	B0-U3-G0	90
CRE-MP-03-40K-SIL	10W		900	4000K		
	15W		1350	5000K		
CRE-MP-03-50K-SIL	20W		1800	5000K		

## Factory-Installed Options:

Blank = No Option For Accessories  
 OPT-EM-FM1INT = INTERNAL EMERGENCY BACKUP BATTERY  
 OPT-SEN-3MRLV-5 = PROGRAMMABLE MICROWAVE BI-LEVEL  
 OPT-CLR-85(BK/GR/SR/WHJ) = COLOR PAINT  
 OPT-PC-BUM = Button Photocell

## Sample Ordering

Model	Feature	Style	Color Temp.	Finish			
CRE	-	MP	-	03	-		
			30K = 3000K 40K = 4000K 50K = 5000K			BR = Bronze SIL = Silver	

## FACTORY-INSTALLED OPTIONS:



OPT-EM-FM1INT



OPT-SEN-3MRLV-5



OPT-PC-B

## Example:

1. CRE-MP-03-50K-SIL (FOR CRE MP 5000K FIXTURE 120V)
2. CRE-MP-03-50K-SIL (FOR CRE MP 5000K FIXTURE 120V)  
 OPT-EM-FM1INT (INTERNAL EMERGENCY BACKUP BATTERY)



## Other Models:

CRE-MP-02-BR



Side View



Front View



Base View

CRE-MP-02-SIL



Side View



Front View



Base View

CRE-MP-04-BR



Side View



Front View



Base View



**COLOR CHART:** \* Choose from one of our Premium Colors with no set-up fee.

**Gloss:**



SILVER METALLIC  
70 GLOSS  
T357-GR105



SILVER METALLIC  
30 GLOSS  
T353-GR06



DARK RED 90  
GLOSS  
P009-RD02



INTERNATIONAL  
ORANGE 90  
GLOSS  
T009-OG26



SAFETY ORANGE  
90 GLOSS  
T009-OG01



YELLOW 90  
GLOSS  
T009-YL14



YELLOW 90  
GLOSS  
T009-YL01



TRAFFIC GREEN  
70 GLOSS  
T007-GN16



GREEN 70 GLOSS  
T007-GN13



GREEN 60 GLOSS  
C006-GN03



BLUE 90 GLOSS  
T009-BL01



DARK BLUE 80  
GLOSS  
T008-BL20



RAL 8028 TERRA  
BROWN 90 GLOSS  
C209-BR358

**Hammer:**




WHITE HAMMER  
T013-WH09



BEIGE HAMMER  
T013-BG38



GREY HAMMER  
C013-GR08



SILVER  
HAMMERTONE  
T064-GR05




BLACK HAMMER  
T013-BK62



RED HAMMER  
T013-RD15



GREEN HAMMER  
T013-GN220



BLUE HAMMER  
T013-BL468



BRONZE HAMMER  
T012-BR161

**Texture:**



WHITE TEXTURE  
C031-WH120



FLINT GRAY  
TEXTURE  
T243-GR522



BLACK TEXTURE  
C241-BK109



RED TEXTURE  
T241-RD129



BLUE TEXTURE  
C241-BL544




OIL RUBBED  
BRONZE TEXTURE  
T291-BR251


**Vein:**



BLACK/WHITE  
VEIN  
T075-WH34



SILVER VEIN  
T375-BK26



COPPER VEIN  
EXTERIOR  
T075-BK211



GOLD VEIN  
T375-BK10



COPPER VEIN  
T375-BK07

