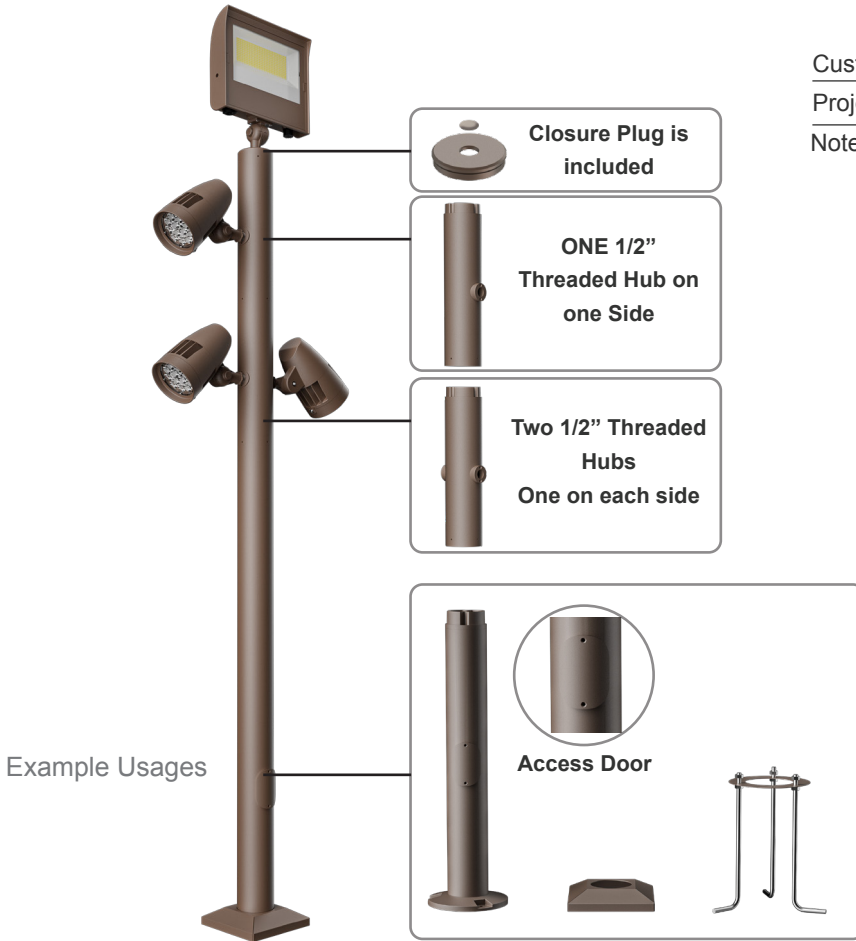


Customer Name: \_\_\_\_\_

Project Name: \_\_\_\_\_

Note: \_\_\_\_\_ | Type: \_\_\_\_\_



Example Usages

Bollards are designed for walkways, entrance ways, drives and other small-area lighting applications where low mounting heights are desirable

## Features

- Corrosion Resistant Aluminum For Exterior
- 7-Year Warranty

## Technical Specifications

### Mechanical:

- Corrosion Resistant Aluminum for Exterior
- Total Allowed Built Height: 10FT
- Access door is on the Bases for Wiring and Maintenances
- Operating Temperature: -40°F to 113°F
- 7 Years Warranty
- IP Rating: IP65, Wet Locations

### Applications:

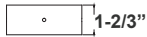
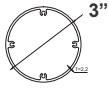
- Bollards are designed for walkways, entrance ways, drives and other small-area lighting applications where low mounting heights are desirable

### Accessories:

Blank = No Option For Accessories

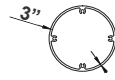
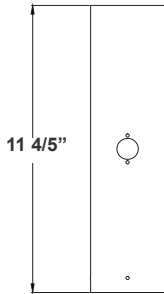
- BPS-BASE-2FT = Bollard Pole System 2Ft Base, incl. anchor bolts, base cover, top cap
- BPS-BASE-3FT = Bollard Pole System 3Ft Base, incl. anchor bolts, base cover, top cap
- BPS-BASE-5FT = Bollard Pole System 5Ft Base, incl. anchor bolts, base cover, top cap
- BPS-LH1 = Bollard Pole System Single Lamp Holder Section 1Ft With 1/2" Hub
- BPS-LH2 = Bollard Pole System Double Lamp Holder Section 1Ft With 1/2" Hubs
- BPS-EP-1FT = Bollard Pole System 1Ft Extension Pole
- BPS-EP-2FT = Bollard Pole System 2Ft Extension Pole
- BPS-LHT = Bollard Pole System Top Cap Lamp Holder With 1/2" Hub





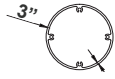
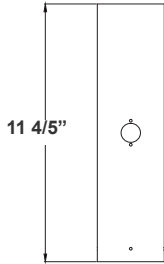
**BPS-LHT**  
1 2/3"(H) x 3"(D)

Closure Plug is included



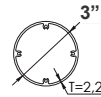
**BPS-LH1**  
11 4/5"(H) x 3"(D)

ONE 1/2" Threaded Hub on one Side

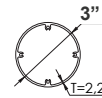
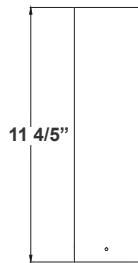


**BPS-LH2**  
11 4/5"(H) x 3"(D)

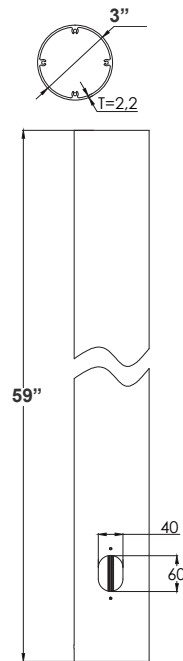
Two 1/2" Threaded Hubs  
One on each side



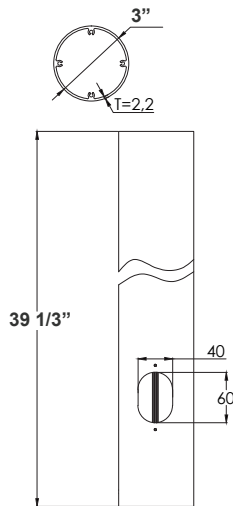
**BPS-EP-2FT**  
23 3/5"(H) x 3"(D)



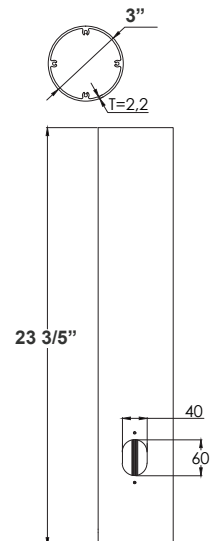
**BPS-EP-1FT**  
11 4/5"(H) x 3"(D)



**BPS-BASE-5FT**  
59"(H) x 3"(D)



**BPS-BASE-3FT**  
39 1/3"(H) x 3"(D)



**BPS-BASE-2FT**  
23 3/5"(H) x 3"(D)



Base Cover, Anchor Bolt, & Top Cap  
Included with each base



**COLOR CHART:** \* Choose from one of our Premium Colors with no set-up fee.

**Gloss:**



SILVER METALLIC  
70 GLOSS  
T357-GR105



SILVER METALLIC  
30 GLOSS  
T353-GR06



DARK RED 90  
GLOSS  
P009-RD02



INTERNATIONAL  
ORANGE 90  
GLOSS  
T009-OG26



SAFETY ORANGE  
90 GLOSS  
T009-OG01



YELLOW 90  
GLOSS  
T009-YL14



YELLOW 90  
GLOSS  
T009-YL01



TRAFFIC GREEN  
70 GLOSS  
T007-GN16



GREEN 70 GLOSS  
T007-GN13



GREEN 60 GLOSS  
C006-GN03



BLUE 90 GLOSS  
T009-BL01



DARK BLUE 80  
GLOSS  
T008-BL20



RAL 8028 TERRA  
BROWN 90 GLOSS  
C209-BR358

**Hammer:**




WHITE HAMMER  
T013-WH09



BEIGE HAMMER  
T013-BG38




GREY HAMMER  
C013-GR08




SILVER  
HAMMERTONE  
T064-GR05




BLACK HAMMER  
T013-BK62




RED HAMMER  
T013-RD15



GREEN HAMMER  
T013-GN20



BLUE HAMMER  
T013-BL468



BRONZE HAMMER  
T012-BR161

**Texture:**



WHITE TEXTURE  
C031-WH120



FLINT GRAY  
TEXTURE  
T243-GR522



BLACK TEXTURE  
C241-BK109



RED TEXTURE  
T241-RD129



BLUE TEXTURE  
C241-BL544




OIL RUBBED  
BRONZE TEXTURE  
T291-BR251

**Vein:**



BLACK/WHITE  
VEIN  
T075-WH34



SILVER VEIN  
T375-BK26



COPPER VEIN  
EXTERIOR  
T075-BK211



GOLD VEIN  
T375-BK10



COPPER VEIN  
T375-BK07

