

FCRB SERIES Residential Lighting

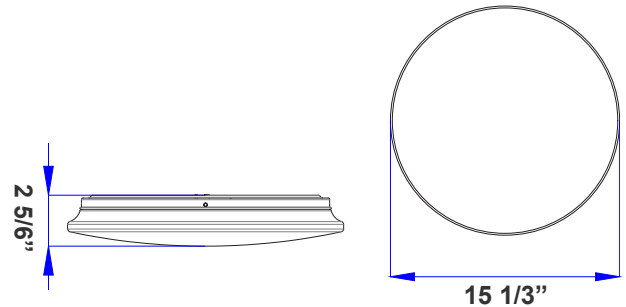
FCRB-16-MCT5-SEN
FLUSH-MOUNT CLOUD FIXTURE W/ MOTION SENSOR

Customer Name: _____
Project Name: _____
Note: _____ | Type: _____



MCT5

The LED Flush Mount Surface Fixture is a low profile downlight intended for ceiling or wall mount applications. Driver on Board (DOB) technology, with no driver or transformer needed. These flush mount ceiling lights mount directly to a 4" deep dish junction box ideal for Residential and commercial applications.



15 1/3" (W) x 2 5/6" (H)

Features

- Construction: Spun Aluminum + Steel (Brushed Nickel Finish)
- Optics: White Translucent Acrylic Lens
- 5-Year Warranty
- 50,000 Hours Rated Life
- MCT: Multi Color Temperature (Selectable with Switch Inside Fixture)
- Motion Sensor Installed under the lens

Technical Specifications

Electrical:

- Voltage: 120 VAC 60Hz
- Wattage: 20 W
- Power Factor: >0.9
- Efficacy: 75 LPW

Mechanical:

- Optics: White Translucent Acrylic Lens
- Construction: Spun aluminum Steel (Brushed Nickel Finish)
- Gasket: Closed Cell Neoprene Foam Gasket
- Operating Temp: -4°F to +104°F
- Suitable for Damp Locations When Gasket is Used
- IP Rating: IP20

Motion Sensor:

- Mounting Height: 14.5ft
- Hold Time: 1min
- Minimum Ambient Light: 30Lux
- Detection Radius: 150°

Lighting:

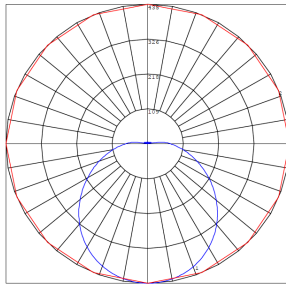
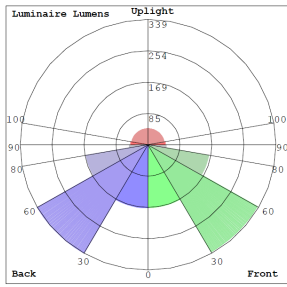
- Dimmable Down to 10% Using a Standard TRIAC LED Dimmer
- Total Lumens: 1500LM
- Color Temperatures: 2700K/3000K/3500K/4000K/5000K
- Multi-CCT (selectable with switch is on the LED Board Under the Lens)
- Color Rendering Index: CRI ≥ 80

Applications:

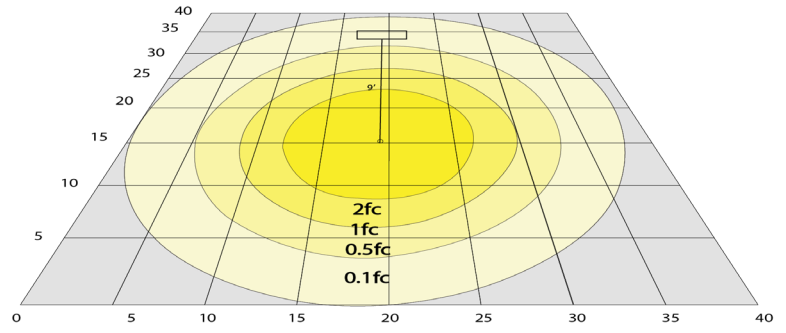
- The LED Flush Mount Surface Fixture is a low profile down light intended for ceiling or wall mount applications. Driver on Board (DOB) technology, with no driver or transformer needed. These flush mount ceiling lights mount directly to a 4" deep dish junction box ideal for Residential and commercial applications



Photometrics: FCRB-16-MCT5-SEN




BUG Rating: B1-U2-G1



Other Views:



Side View



Front View



Back View

Performance Table: FCRB-16-MCT5-SEN

MODEL NO.	Wattage	Voltage	Lumens	Color Temp.	BUG Rating	LPW
FCRB-16-MCT5-SEN	20W	120V	1500LM	2700K 3000K 3500K 4000K 5000K	B1-U2-G1	75

Sample Ordering

Model	Size	Color Temp.	Sensor
FCRB	16	MCT5	SEN

Example:

1. FCRB-16-MCT5-SEN

(FOR FCRB 20W MCT5 FIXTURE 120V)

