

# CXES SERIES OUTDOOR LIGHTING

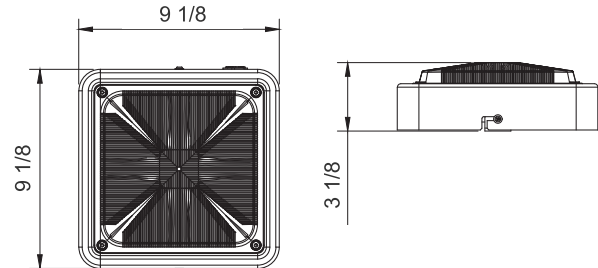
**CXES-10-30W-MCTP-WH**  
SQUARE NEW CONCEPT GARAGE AND CEILING LIGHTS  
**MCTP** Multi Color Temperature & Multi Power/Wattage (Selectable)



Availi Finishes:



Customer Name: \_\_\_\_\_  
Project Name: \_\_\_\_\_  
Note: \_\_\_\_\_ | Type: \_\_\_\_\_



9 1/8"(L) X 9 1/8" (W) X 3 1/8"(H)

Ideal for indoor parking lots, commercial buildings, schools, warehouses, retail centers, apartment complexes. Designed for 9 to 16-foot mounting.

## Features

- Stamped Galvanized Steel With Prismatic Polycarbonate Lens Redesigned For LED
- Designed for 9 to 16 Foot Mounting Heights
- Factory-Installed Options: Battery Backup, Motion Sensor
- 7-year Warranty

## Technical Specifications

### Electrical:

- Wattage: 10W/20W/30W
- Input Current: 0.6A MAX
- Input Voltage: 120-277VAC 50/60Hz
- Power Factor: >0.90
- LPW: 130LPW

### Mechanical:

- Stamped Galvanized Steel
- Twist-Lock Zhaga Socket Pre-Installed. See Motion Sensor Accessories
- Four 1/2" Threaded Hubs Located On Four Sides Of The Housing
- Prismatic Polycarbonate Lens
- Lifespan: 70000 Hrs
- Operating Temperature: -40°F ~ 104°F
- Suitable For Damp Locations
- 7-year Warranty

### Lighting:

- MCTP: Multi-CCT and Power Switch Is In The Fixture
- Dimming: 0~10V dimmable
- LED Type/ Brand: LUMILEDS 2835LED
- Total Lumens: 3900LM Max.
- Color Temperature: 3000K/4000K/5000K
- Color Rendering index: >70
- Beam Angle: 150°
- Lifespan: 70000 Hrs

### Applications:

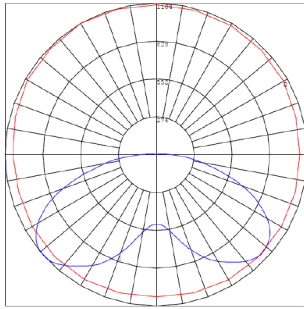
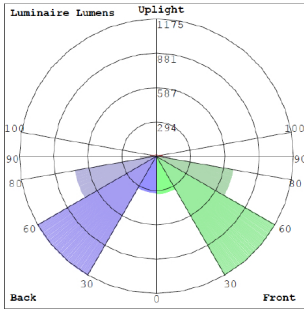
- Indoor Parking
- Commercial Buildings
- School
- Warehouses
- Complexes
- Apartment
- Garage

### Other Models:

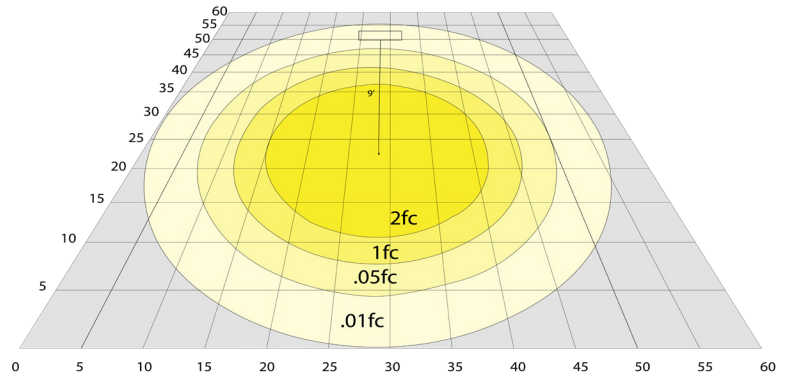
- 60W | 7800LM | CXES-30-60W-MCTP-WH • 80W | 10400LM | CXES-40-80W-MCTP-WH



## Photometrics: CXES-10-30W-MCTP-WH



BUD Rating: B2-U3-G2




Area 60'x 60' Mounting Height: 9'


## Other Views:



Side View



Front View



Switch View

## Performance Table: CXES-10-30W-MCTP-WH

MODEL NO.	Wattage	Voltage	Lumens	Color Temp.	BUG Rating	LPW
CXES-10-30W-MCTP-WH	10W 20W 30W	120~277V	1300LM 2600LM 3900LM	3000K 4000K 5000K	B2-U3-G2	130

## Sample Ordering

Model	Min.	Max.	Wattage	Color Temp.	Housing			
CXES	-	10	-	30W	-	MCTP	-	WH

